

 Home

 Suppliers List

 Cross-Gevasol scores

 Companies scores



Supplier Rating System

Welcome,

Select one of the tools from the menu to start working, or have a look below to check out the system's unique features.

[Home](#)

[Suppliers List](#)

[Cross-Gevasol scores](#)

[Companies scores](#)

Report Preview

[Confirm And Send](#)

[Export to PDF](#)

[Go Back](#)

Email:

Report 1 of 1

Supplier Rating System



Supplier Evaluation

Company:

Year: 2023

Country:

Month: May

Quality and Logistics

Total quality mark: (May) 5.00 (100%)

On-Time delivery (May): 100.0 %

Total quality mark (YTD): 5.00 (100%)

On-Time delivery: (YTD) 100.0 %

Performance

Monthly qualification (May): Excellent

YTD Qualification: Excellent

- Home
- Suppliers List
- Cross-Gevasol scores
- Companies scores

Total Score:
By Quantity: 4.69 (93.8%) By Money: 4.89 (97.8%) By Lines: 4.64 (92.8%)

Start Date 01/01/2023

End Date 05/21/2023

Refresh Table

Company Name	Score By Quantity	Score By Money	Score By Lines
Pladot	4.75 (95%)	4.57 (91.4%)	4.64 (92.8%)
GS-Ind	4.3 (86%)	4.69 (93.8%)	4.66 (93.2%)
GS-Engineering	N/A	N/A	N/A
octal	4.57 (91.4%)	4.52 (90.4%)	4.75 (95%)
Control Sys	N/A	N/A	N/A
Cryo Tech LTD	N/A	N/A	N/A
GFT	4.91 (98.2%)	4.32 (86.4%)	4.82 (96.4%)
Gevasol India	4.87 (97.4%)	4.98 (99.6%)	4.85 (97%)

[Home](#)

[Suppliers List](#)

[Cross-Gevasol scores](#)

[Companies scores](#)

Search:

From Mark:

To:

Total company score:

By Quantity: 4.77 (95.4%) By Money: 4.83 (96.6%) By Lines: 4.61 (92.2%)

[Export All Receipts](#)

Select suppliers in order to preview multiple suppliers

Start Date

End Date

[Refresh Table](#)

[Export To Excel](#)

Supplier ID	Supplier UID	Supplier	Email	Average by Quantity	Average by Money	Average by Lines	
<input type="checkbox"/> 77072350	GEVA003849			4.92 (98.4%)	4.85 (97%)	4.79 (95.8%)	Preview Report
<input type="checkbox"/> 77011050	GEVA003917			2.88 (57.6%)	4.65 (93%)	4.15 (83%)	Preview Report
<input type="checkbox"/> 71110300	GEVA001862			5 (100%)	5 (100%)	5 (100%)	Preview Report
<input type="checkbox"/> 71130821	GEVA000528			5 (100%)	5 (100%)	5 (100%)	Preview Report
<input type="checkbox"/> 71200470	GEVA001461			5 (100%)	5 (100%)	5 (100%)	Preview

Supplier Evaluation

Company:
Country:

Year: 2023
Month: May

Quality and Logistics

Total quality mark: (May) 5.00 (100%)
On-Time delivery (May): 100.0 %
Total quality mark (YTD): 5.00 (100%)
On-Time delivery: (YTD) 100.0 %

Performance

Monthly qualification (May): **Excellent**
YTD Qualification: **Excellent**

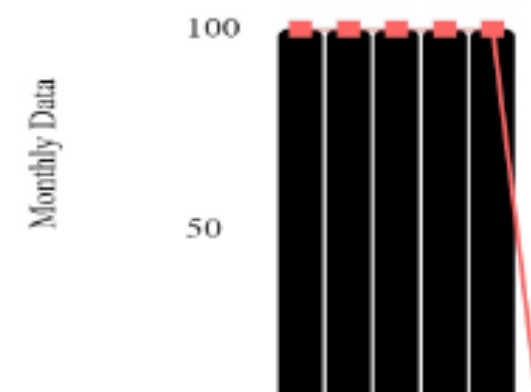
Target

Total quality mark: > 4.75
On-time delivery: > 95.0 %

Quality Summary

Month	Total Lines Delivered	Lines OTD Confirmed	Packing Score	Documentation Score	Confirmed OTD	Quality Score	Total Quality Score	Evaluation
Jan	5	5	5.00	5.00	100.0 %	5.00	5.00	Excellent 😊
Feb	1	1	5.00	5.00	100.0 %	5.00	5.00	Excellent 😊
Mar	6	6	5.00	5.00	100.0 %	5.00	5.00	Excellent 😊
Apr	1	1	5.00	5.00	100.0 %	5.00	5.00	Excellent 😊
May	10	10	5.00	5.00	100.0 %	5.00	5.00	Excellent 😊
Jun	0	0	0.00	0.00	0.0 %	0.00	0.00	N/A
Jul	0	0	0.00	0.00	0.0 %	0.00	0.00	N/A
Aug	0	0	0.00	0.00	0.0 %	0.00	0.00	N/A
Sep	0	0	0.00	0.00	0.0 %	0.00	0.00	N/A
Oct	0	0	0.00	0.00	0.0 %	0.00	0.00	N/A
Nov	0	0	0.00	0.00	0.0 %	0.00	0.00	N/A
Dec	0	0	0.00	0.00	0.0 %	0.00	0.00	N/A
Total	23	23	5.00	5.00	100.0 %	5.00	5.00	Excellent

Yearly OTD



Yearly Gevasol mark

